

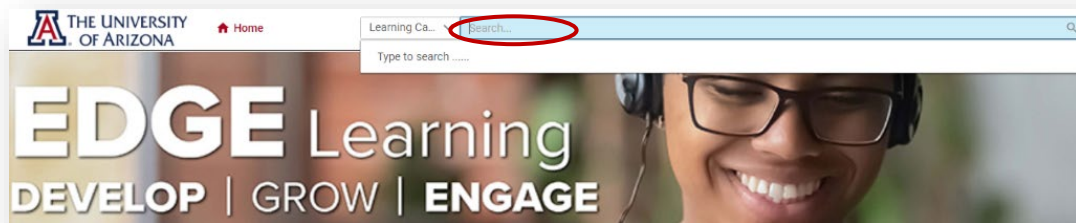
HOW TO ACCESS EDGE AND ENROLL IN TRAININGS

ACCESSING EDGE

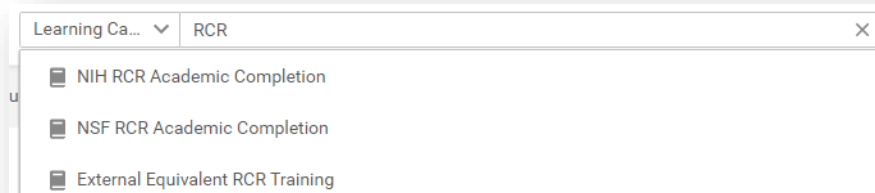
1. Go to: <https://arizona.sabacloud.com/>
2. Login with your UArizona NetID and password

FIND AND ENROLL IN TRAINING

1. Enter a keyword, course, or certificate name into the search field at the top of the page.



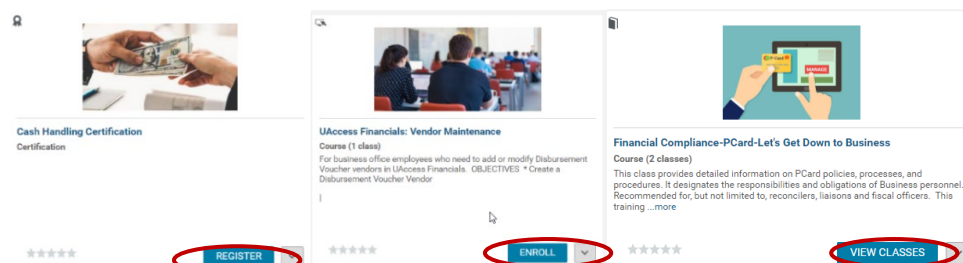
2. Select enter to view full search results or select a suggested training from the drop-down list.



3. When you search for a training, the terminology may differ based on the training delivery method (e.g., a certification/curriculum, web-based training, or instructor-led training).

For example, a certification/curriculum shows **Register**; a web-based training shows **Enroll**; an instructor-led training shows **View Classes**.

Select **Register** to sign-up for a Certification; **Enroll** to enroll in a web-based training; or, **View Classes** to choose a class session.





- The options for completing enrollment will vary depending on the training delivery method.

Select **Complete Registration** to complete enrollment in a certificate/curriculum.

PATH DETAILS

Path: Cash Handling

CANCEL COMPLETE REGISTRATION

Certification * | Complete 1 of 1

Or, select **Enroll** to finalize enrollment in a web-based training or instructor-led class.

01-SEP-2020 - 01-SEP-2020 | English | Instructor-Led

TUCSON | University Services Building

Total duration: 02:00 Hrs | Check cancellation policy

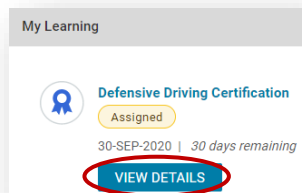
20 seats available | 5 Waitlist available

ENROLL

HOW TO LAUNCH TRAININGS

ACCESS OR RETURN TO TRAINING

- If you have just registered or enrolled in a web-based training, you can select the **Launch** option to immediately launch the training.
- If you are not ready to begin the web-based training, you can select the UArizona logo to return to the homepage.
- You may launch the web-based learning at any time by going to the My Learning section of the homepage. To launch, find the learning and select **View Details**.






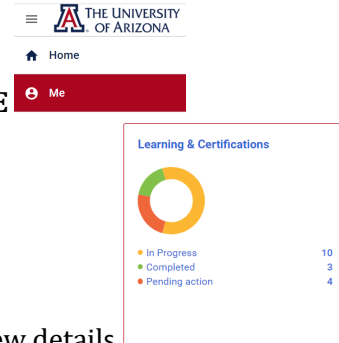
- Select **Launch**.
- If you have enrolled in an instructor-led training, you may review the class details in the My Learning Section, as well

*Note: If the class is not listed, you can either select **View All** at the bottom of the My Learning section or search for the class again and select **Launch**.*


HOW TO VIEW LEARNING


VIEW LEARNING AND COMPLETED LEARNING

1. Select the navigation button,   THE UNIVERSITY OF ARIZONA , Select **ME** 



2. A list of your learning will appear with a selectable menu to view details

3. To view your completed learning select, Completed Learning 





HOW TO VIEW CERTIFICATES

VIEW, PRINT, AND EXPORT CERTIFICATES

1. Select the navigation button,   THE UNIVERSITY OF ARIZONA , Select **ME** 

2. Select, **Completed Learning** 

3. Your available certificates will display

4. To print select, **Print Certificate**  or the dropdown arrow 

  , select **Print Certificate**

5. To export select, **Export Certificate** 

