

## Traveling with Smartphones - Do's and Don'ts

- Bring a dedicated loaner device; do not bring your personal smartphone
- Use smartphones with removable batteries when possible
- Assume that all information on your device could be compromised while traveling in a foreign country
- Avoid social media, banking, and other sensitive sites while traveling
- Never store passwords or sensitive information on your smartphone
- Do not click on links in text messages or emails - especially from people you do not know
- Do not jailbreak or root your smartphone
- Examine all mobile devices for evidence of tampering upon your return

### To Do When Traveling

**Ensure that your phone's software is up to date**  
- Use apps to ensure that the software on your smartphone is up to date.

**Protect your phone against Malware**  
- Like a computer, your phone is vulnerable to malware. Use anti-virus apps to ensure that your phone is protected.

**Set your phone to lock automatically**  
- In case you lose your device, you want your smartphone to lock automatically to prevent physical access.

### iPhone

Go to Settings > general > Software Update

Check to see if your software is up to date; if not, your iPhone will prompt you to download the latest software

Use the Lookout app for iPhone; Go to Security > Process Monitor to see if malicious processes are running on your iPhone

Go to settings > General > Auto-Lock Set the Auto-Lock to 1 Minute

### Android

Go to Settings > About Phone > System Updates

Check to see if your software is up to date; if not, your phone will prompt you to download the latest software

Use the AVG Antivirus FREE app for Android Click Scan Now to scan for viruses

Go to Settings > Display > Sleep Set the phone to sleep after 1 minute

Go to Settings > Security > Automatically Lock immediately

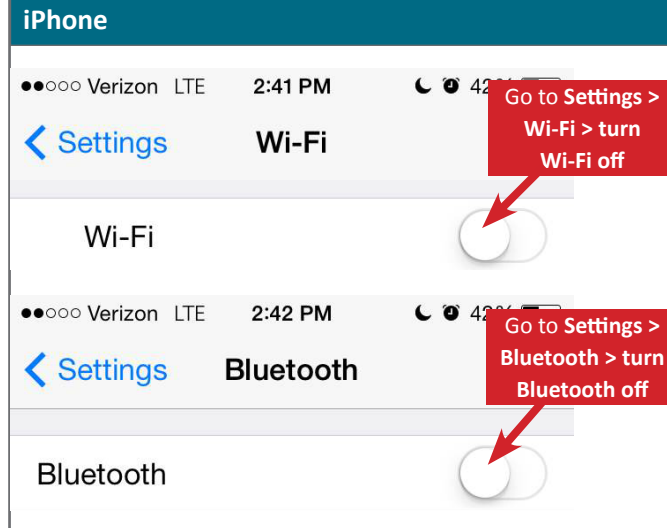
## Traveling with Smartphones - Best Practices

- Assume that your phone may be scanned forensically when you enter a foreign country
- If possible, encrypt the data on your phone
- Consider installing a VPN on your device as a more secure alternative to saving information locally

### To Do When Traveling

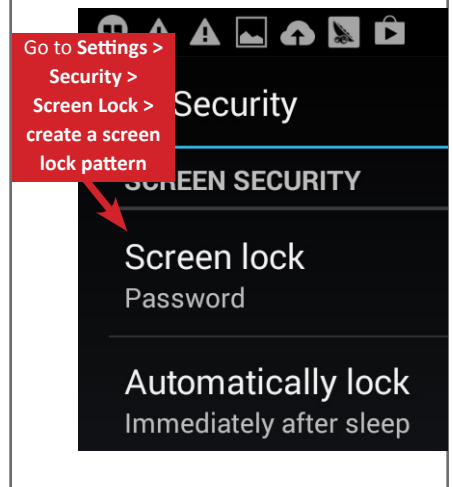
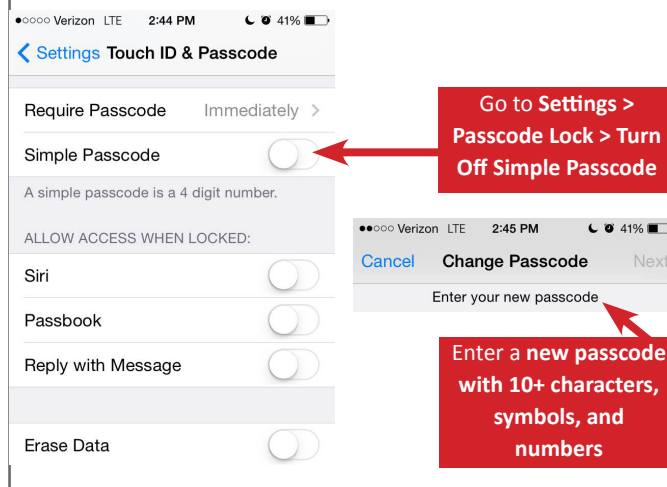
#### Disable Wi-Fi and Bluetooth

- Disable Wi-Fi and Bluetooth on your smartphone; Wi-Fi and Bluetooth can render your smartphone vulnerable to malware and hacking.



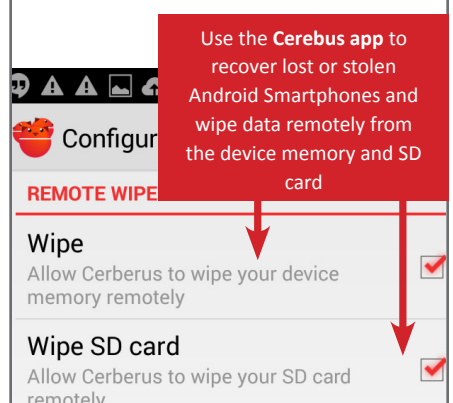
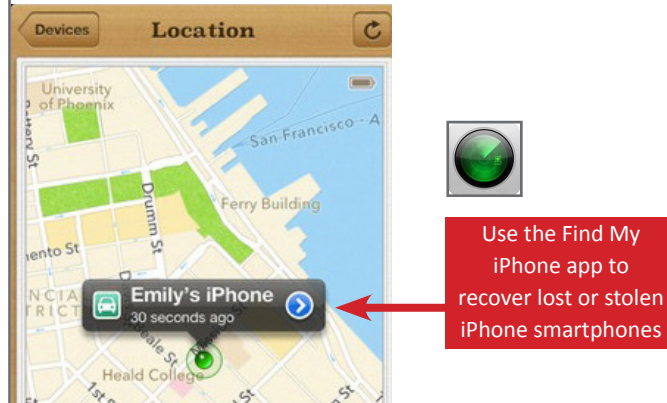
#### Use a 10+ character password or Screen Lock Pattern

- Short passwords are vulnerable to brute force attacks. Choose a password with a combination of letters, numbers, and symbols. If using a Screen Lock Pattern, choose a complicated pattern.



#### Recover lost or stolen smartphones and wipe data

- Find my iPhone and Cerberus can locate lost devices and wipe data remotely from lost or stolen smartphones.



### Useful Links

A Parent's Guide to Internet Safety  
 Privacy Rights Clearinghouse  
 Microsoft Safety and Security  
 Online Guardian

- [www.fbi.gov/stats-services/publications/parent-guide](http://www.fbi.gov/stats-services/publications/parent-guide)
- [www.privacyrights.org/fs/fs18-cyb.htm](http://www.privacyrights.org/fs/fs18-cyb.htm)
- [www.microsoft.com/security/online-privacy/social-network](http://www.microsoft.com/security/online-privacy/social-network)
- [www.onguardonline.gov/topics/social-networking-sites.aspx](http://www.onguardonline.gov/topics/social-networking-sites.aspx)